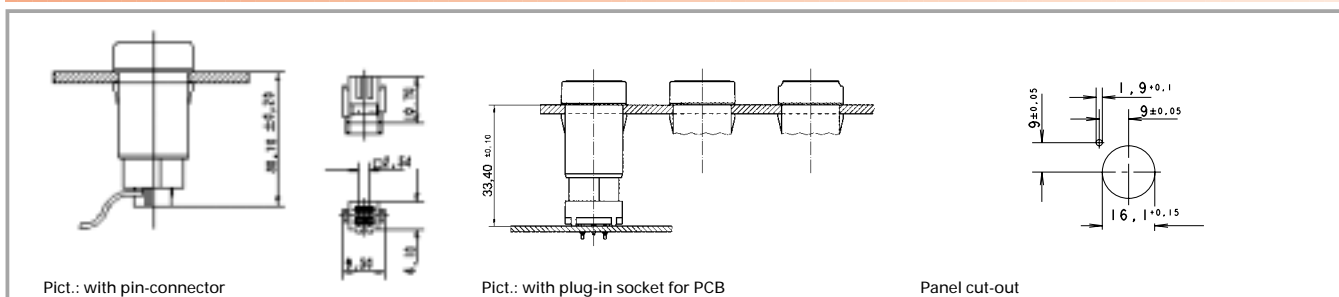


1

**LUMOTAST FK signal lamp**



LUMO  
FK

**Technical data**

**General information**

Form of lens flat lens  
 Colour of lens see order block  
 Form of collar see order block

**Dimensions**

Length of collar see order block  
 Width of collar see order block  
 Mounting depth with connector 30.7 mm  
 Mounting depth with plug-in socket 33.4 mm  
 Mounting hole 16.2 mm

**Mechanical design**

Mounting click quick connection  
 Terminals pin connector 4-pol./ plug-in socket  
 Lamp socket Bi-Pin T 1/T 1 1/4  
 Lamp filament lamp / LED

**Electrical characteristics**

Voltage limit max. 24 V  
 Power limit max. 0.7 W

**Other specifications**

Degree of protection from front side IP65  
 Weight 5 g  
 Ambient temp. operating min. -25 °C  
 Ambient temp. operating max. +55 °C  
 Storage temperature min. -40 °C  
 Storage temperature max. +80 °C  
 Resistance to constant environment according to IEC 600 68-2-3 and 2-30  
 Resistance at variable environment according to IEC 600 68-2-14 and 2-33

**Accessories LUMOTAST FK signal lamp**

Description	Photo	Order no.	Page
Filament lamp, Bi-Pin T 1 1/4 base, 12 V		1.90.180.474/0000	5 - 5
Filament lamp, Bi-Pin T 1 1/4 base, 28 V		1.90.180.475/0000	5 - 5
LED Bi-Pin T 1 superbright, red, 24 V		1.90.690.351/0000	5 - 18
LED Bi-Pin T 1 superbright, green, 24 V		1.90.690.352/0000	5 - 18
LED Bi-Pin T 1 superbright, yellow, 24 V		1.90.690.353/0000	5 - 18
LED Bi-Pin T 1 superbright, blue, 24 V		1.90.690.354/0000	5 - 18
LED Bi-Pin T 1 superbright, white, 24 V		1.90.690.355/0000	5 - 18

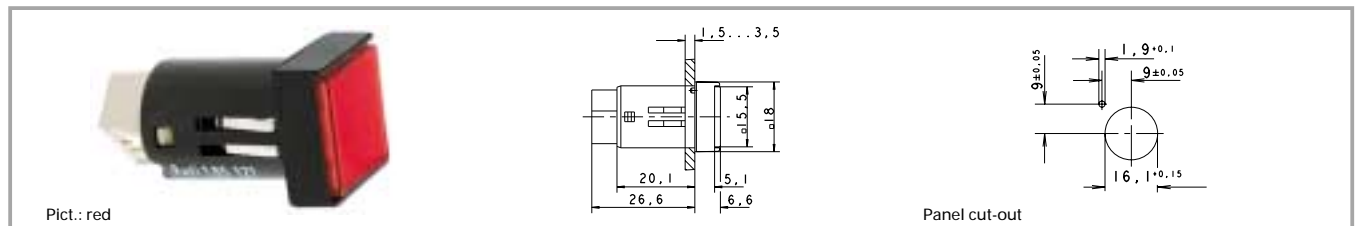
Accessories LUMOTAST FK signal lamp

Description	Photo	Order no.	Page
LED Bi-Pin T 1, red, 3 V		1.90.691.026/0000	5 - 17
LED Bi-Pin T 1, green, 3 V		1.90.691.027/0000	5 - 17
LED Bi-Pin T 1, yellow, 3 V		1.90.691.028/0000	5 - 17
Plug-in socket for PCB		5.00.645.036/0000	5 - 28
Cable (flat ribbon cable 10 cm with socket connector and male quick connector, AMP 4-pin)		5.03.771.306/0000	5 - 27
Disassembly tool for LUMOTAST FK		5.05.800.041/0000	5 - 26
Flat ribbon cable, 4-wire, 1 m long		5.37.700.124/0000	5 - 27
Socket connector, 4-pin		5.92.025.368/0000	5 - 26

1

LUMO  
FK

LUMOTAST FK signal lamp, square collar



Power limit max.	Voltage limit max.	Lamp socket	Colour of lens	Order no. complete	Order no. single parts	
					Housing	Lens
0.7 W	24 V	Bi-Pin T 1/T 1 <sup>1</sup> / <sub>4</sub>	transparent colourless	1.65.121.006/1002	1.65.121.906/0000	5.49.075.015/1002
0.7 W	24 V	Bi-Pin T 1/T 1 <sup>1</sup> / <sub>4</sub>	transparent red	1.65.121.006/1306	1.65.121.906/0000	5.49.075.015/1306
0.7 W	24 V	Bi-Pin T 1/T 1 <sup>1</sup> / <sub>4</sub>	transparent yellow	1.65.121.006/1403	1.65.121.906/0000	5.49.075.015/1403
0.7 W	24 V	Bi-Pin T 1/T 1 <sup>1</sup> / <sub>4</sub>	transparent green	1.65.121.006/1505	1.65.121.906/0000	5.49.075.015/1505
0.7 W	24 V	Bi-Pin T 1/T 1 <sup>1</sup> / <sub>4</sub>	transparent blue	1.65.121.006/1607	1.65.121.906/0000	5.49.075.015/1607

Technical data see page 1 - 16

Accessories:

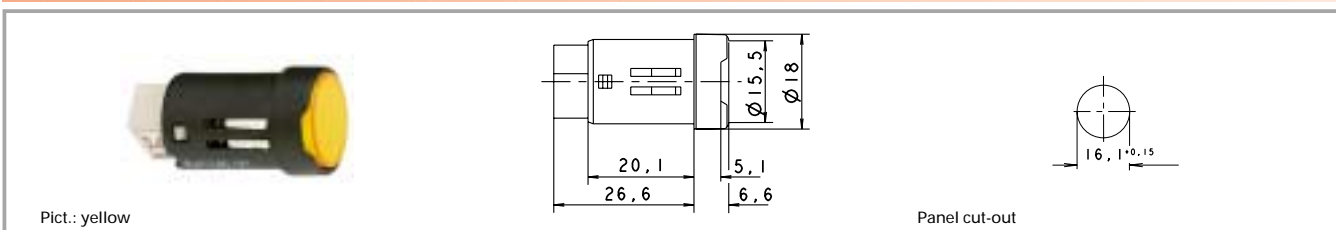
Legend insert, square, without legend: 5.70.638.000/2000

Do not press in lens in disassembled condition.

A notch on the lamp socket identifies the cathode side.

1

**LUMOTAST FK signal lamp, round collar**



Power limit max.	Voltage limit max.	Lamp socket	Colour of lens	Order no. complete	Order no. single parts	
					Housing	Lens
0.7 W	24 V	Bi-Pin T 1/T 1 <sup>1</sup> / <sub>4</sub>	transparent colourless	1.65.121.036/1002	1.65.121.936/0000	5.49.075.016/1002
0.7 W	24 V	Bi-Pin T 1/T 1 <sup>1</sup> / <sub>4</sub>	transparent red	1.65.121.036/1306	1.65.121.936/0000	5.49.075.016/1306
0.7 W	24 V	Bi-Pin T 1/T 1 <sup>1</sup> / <sub>4</sub>	transparent yellow	1.65.121.036/1403	1.65.121.936/0000	5.49.075.016/1403
0.7 W	24 V	Bi-Pin T 1/T 1 <sup>1</sup> / <sub>4</sub>	transparent green	1.65.121.036/1505	1.65.121.936/0000	5.49.075.016/1505
0.7 W	24 V	Bi-Pin T 1/T 1 <sup>1</sup> / <sub>4</sub>	transparent blue	1.65.121.036/1607	1.65.121.936/0000	5.49.075.016/1607

Technical data see page 1 - 16

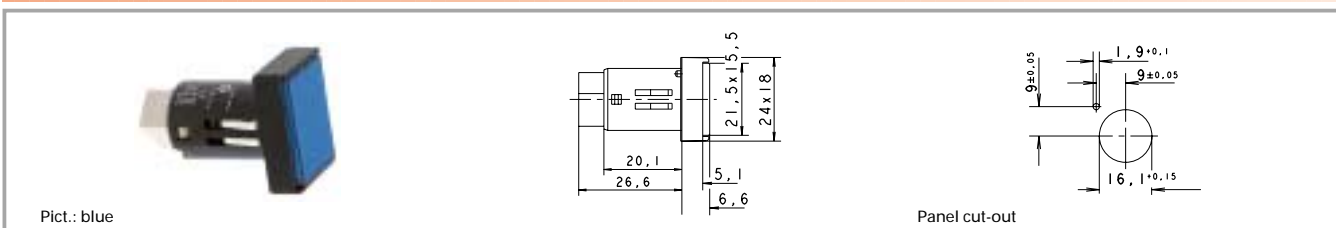
**Accessories:**

Legend insert, round, without legend: 5.70.634.000/2000

Do not press in lens in disassembled condition.

A notch on the lamp socket identifies the cathode side.

**LUMOTAST FK signal lamp, rectangular collar**



Power limit max.	Voltage limit max.	Lamp socket	Colour of lens	Order no. complete	Order no. single parts	
					Housing	Lens
0.7 W	24 V	Bi-Pin T 1/T 1 <sup>1</sup> / <sub>4</sub>	transparent colourless	1.65.121.066/1002	1.65.121.966/0000	5.49.075.017/1002
0.7 W	24 V	Bi-Pin T 1/T 1 <sup>1</sup> / <sub>4</sub>	transparent red	1.65.121.066/1306	1.65.121.966/0000	5.49.075.017/1306
0.7 W	24 V	Bi-Pin T 1/T 1 <sup>1</sup> / <sub>4</sub>	transparent yellow	1.65.121.066/1403	1.65.121.966/0000	5.49.075.017/1403
0.7 W	24 V	Bi-Pin T 1/T 1 <sup>1</sup> / <sub>4</sub>	transparent green	1.65.121.066/1505	1.65.121.966/0000	5.49.075.017/1505
0.7 W	24 V	Bi-Pin T 1/T 1 <sup>1</sup> / <sub>4</sub>	transparent blue	1.65.121.066/1607	1.65.121.966/0000	5.49.075.017/1607

Technical data see page 1 - 16

**Accessories:**

Legend insert, rectangular, without legend: 5.70.639.000/2000

Do not press in lens in disassembled condition.

A notch on the lamp socket identifies the cathode side.