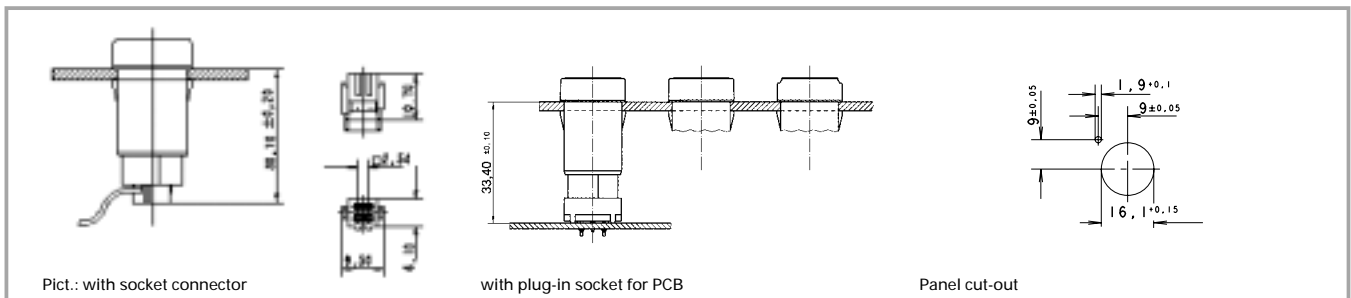


1

LUMOTAST FK illuminated pushbutton, 42 V/100 mA



LUMO
FK

Technical data

General information

Form of lens flat lens
 Colour of lens see order block
 Form of collar see order block

Dimensions

Length of collar see order block
 Width of collar see order block
 Diameter of collar see order block
 Overall height 6.6 mm
 Mounting depth with connector 30.7 mm
 Mounting depth with plug-in socket 33.4 mm
 Mounting hole 16.2 mm

Mechanical design

Mounting click quick connection
 Terminals pin connector 4-pol./ plug-in socket
 Contact system snap-action contact
 Contact function momentary
 Contact arrangement 1 NO
 Contact materials Au
 Illuminability yes
 Lamp socket Bi-Pin T 1/T 1¼

Mechanical characteristics

Operating force max. 6 N
 Operating travel 3 mm
 Switching travel 1.9 mm
 Robustness min. 100 N

Electrical characteristics

Rated voltage AC/DC max. 42 V
 Rated voltage AC/DC min. 0.02 V
 Rated current AC/DC max. 100 mA
 Rated current AC/DC min. 0.01 mA
 Contact resistance acc. to life max. 300 mΩ
 Contact resistance when new max. 100 mΩ

Other specifications

Operating life 1000000
 Degree of protection from front side IP65
 Ambient temp. operating min. -25 °C
 Ambient temp. operating without lamp max. +70 °C
 Ambient temp. operating with lamp max. +55 °C
 Storage temperature min. -40 °C
 Storage temperature max. +80 °C
 Resistance to constant environment according to EC 600 68-2-3 and 2-30
 Resistance at variable environment according to IEC 600 68-2-14 and 2-33
 Weight 6 g

Accessories LUMOTAST FK illuminated pushbutton, 42 V/100 mA

Description	Photo	Order no.	Page
Filament lamp, Bi-Pin T 1¼ base, 12 V		1.90.180.474/0000	5 - 5
Filament lamp, Bi-Pin T 1¼ base, 28 V		1.90.180.475/0000	5 - 5
LED Bi-Pin T 1 superbright, red, 24 V		1.90.690.351/0000	5 - 18
LED Bi-Pin T 1 superbright, green, 24 V		1.90.690.352/0000	5 - 18

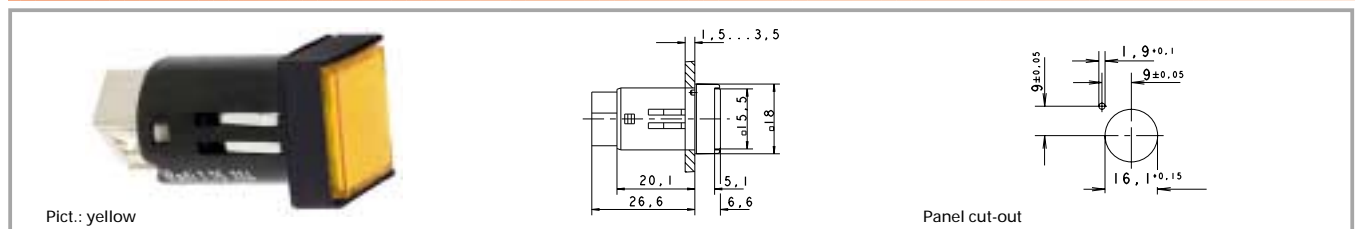
Accessories LUMOTAST FK illuminated pushbutton, 42 V/100 mA

Description	Photo	Order no.	Page
LED Bi-Pin T 1 superbright, yellow, 24 V		1.90.690.353/0000	5 - 18
LED Bi-Pin T 1 superbright, blue, 24 V		1.90.690.354/0000	5 - 18
LED Bi-Pin T 1 superbright, white, 24 V		1.90.690.355/0000	5 - 18
LED Bi-Pin T 1, red, 3 V		1.90.691.026/0000	5 - 17
LED Bi-Pin T 1, green, 3 V		1.90.691.027/0000	5 - 17
LED Bi-Pin T 1, yellow, 3 V		1.90.691.028/0000	5 - 17
Plug-in socket for PCB		5.00.645.036/0000	5 - 28
Cable (flat ribbon cable 10 cm with socket connector and male quick connector, AMP 4-pin)		5.03.771.306/0000	5 - 27
Disassembly tool for LUMOTAST FK		5.05.800.041/0000	5 - 26
Flat ribbon cable, 4-wire, 1 m long		5.37.700.124/0000	5 - 27
Socket connector, 4-pin		5.92.025.368/0000	5 - 26

1

LUMO
FK

LUMOTAST FK illuminated pushbutton, square collar, 42 V/100 mA



Contact function	Contact arrangement	Colour of lens	Order no. complete	Order no. single parts	
				Housing	Lens
momentary	1 NO	transparent colourless	1.15.114.006/1002	1.15.114.906/0000	5.49.075.015/1002
momentary	1 NO	transparent red	1.15.114.006/1306	1.15.114.906/0000	5.49.075.015/1306
momentary	1 NO	transparent yellow	1.15.114.006/1403	1.15.114.906/0000	5.49.075.015/1403
momentary	1 NO	transparent green	1.15.114.006/1505	1.15.114.906/0000	5.49.075.015/1505
momentary	1 NO	transparent blue	1.15.114.006/1607	1.15.114.906/0000	5.49.075.015/1607

Technical data see page 1 - 12

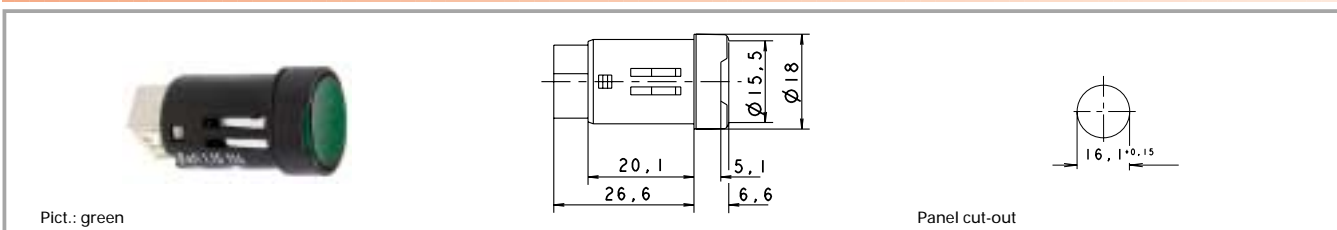
Accessories:
Legend insert, square, without legend: 5.70.638.000/2000
A notch on the lamp socket identifies the cathode side.

Pushbuttons



1

LUMOTAST FK illuminated pushbutton, round collar, 42 V/100 mA



Contact function	Contact arrangement	Colour of lens	Order no. complete	Order no. single parts	
				Housing	Lens
momentary	1 NO	transparent colourless	1.15.114.036/1002	1.15.114.936/0000	5.49.075.016/1002
momentary	1 NO	transparent red	1.15.114.036/1306	1.15.114.936/0000	5.49.075.016/1306
momentary	1 NO	transparent yellow	1.15.114.036/1403	1.15.114.936/0000	5.49.075.016/1403
momentary	1 NO	transparent green	1.15.114.036/1505	1.15.114.936/0000	5.49.075.016/1505
momentary	1 NO	transparent blue	1.15.114.036/1607	1.15.114.936/0000	5.49.075.016/1607

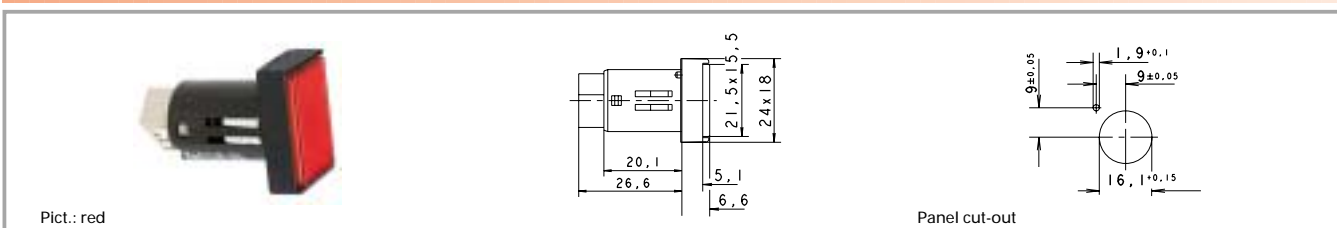
Technical data see page 1 - 12

Accessories:

Legend insert, round, without legend: 5.70.634.000/2000

A notch on the lamp socket identifies the cathode side.

LUMOTAST FK illuminated pushbutton, rectangular collar, 42 V/100 mA



Contact function	Contact arrangement	Colour of lens	Order no. complete	Order no. single parts	
				Housing	Lens
momentary	1 NO	transparent colourless	1.15.114.066/1002	1.15.114.966/0000	5.49.075.017/1002
momentary	1 NO	transparent red	1.15.114.066/1306	1.15.114.966/0000	5.49.075.017/1306
momentary	1 NO	transparent yellow	1.15.114.066/1403	1.15.114.966/0000	5.49.075.017/1403
momentary	1 NO	transparent green	1.15.114.066/1505	1.15.114.966/0000	5.49.075.017/1505
momentary	1 NO	transparent blue	1.15.114.066/1607	1.15.114.966/0000	5.49.075.017/1607

Technical data see page 1 - 12

Accessories:

Legend insert, rectangular, without legend: 5.70.639.000/2000

A notch on the lamp socket identifies the cathode side.