

1

LUMOTAST 25 illuminated pushbutton



LUMO
25

Technical data

General information

Form of lens see order block
 Colour of lens see order block
 Form of collar square

Dimensions

Length of collar 25 mm
 Width of collar 25 mm
 Overall height 7.1 mm
 Mounting depth with connector 30.7 mm
 Mounting depth with plug-in socket 33.4 mm
 Mounting hole 16.2 mm

Mechanical design

Mounting see order block
 Terminals pin connector 4-pol./ plug-in socket
 Contact system snap-action contact
 Contact function momentary
 Contact arrangement 1 NO
 Contact materials Au
 Illuminability yes
 Lamp socket Bi-Pin T 1/T 1¼

Mechanical characteristics

Operating force max. 6 N
 Operating travel 3 mm
 Switching travel 2 mm
 Robustness min. 100 N

Electrical characteristics

Rated voltage AC/DC max. 42 V
 Rated voltage AC/DC min. 0.02 V
 Rated current AC/DC max. 100 mA
 Rated current AC/DC min. 0.01 mA
 Contact resistance max. 100 mΩ
 Bouncing time max. 5 ms





Other specifications

Operating life (operations) 1000000
 Degree of protection from front side IP65
 Ambient temp. operating without lamp min. -25 °C
 Ambient temp. operating without lamp max. +70 °C
 Ambient temp. operating with lamp min. -25 °C
 Ambient temp. operating with lamp max. +55 °C
 Storage temperature min. -40 °C
 Storage temperature max. +80 °C
 Resistance to constant environment acc. to IEC 600 68-2-3 and 2-30
 Resistance at variable environment acc. to IEC 600 68-2-14 and 2-33
 Weight 7 g

Accessories LUMOTAST 25 illuminated pushbutton

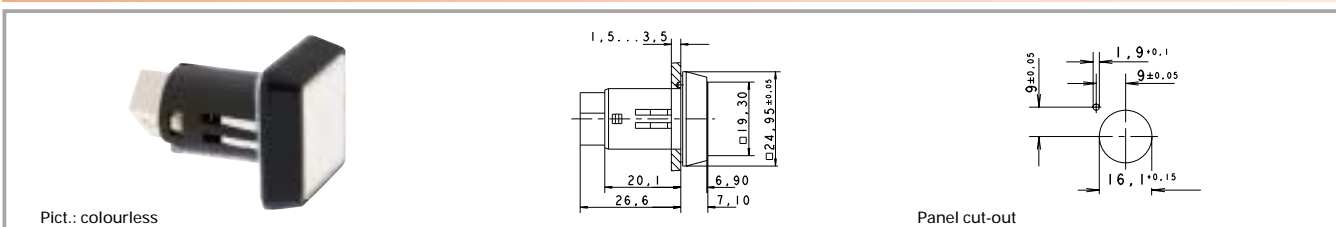
Description	Photo	Order no.	Page
Filament lamp, Bi-Pin T 1¼ base, 12 V		1.90.180.474/0000	5 - 5
Filament lamp, Bi-Pin T 1¼ base, 28 V		1.90.180.475/0000	5 - 5
LED Bi-Pin T 1 superbright, red, 24 V		1.90.690.351/0000	5 - 18

Accessories LUMOTAST 25 illuminated pushbutton

Description	Photo	Order no.	Page
LED Bi-Pin T 1 superbright, green, 24 V		1.90.690.352/0000	5 - 18
LED Bi-Pin T 1 superbright, yellow, 24 V		1.90.690.353/0000	5 - 18
LED Bi-Pin T 1 superbright, blue, 24 V		1.90.690.354/0000	5 - 18
LED Bi-Pin T 1 superbright, white, 24 V		1.90.690.355/0000	5 - 18
LED Bi-Pin T 1, red, 3 V		1.90.691.026/0000	5 - 17
LED Bi-Pin T 1, green, 3 V		1.90.691.027/0000	5 - 17
LED Bi-Pin T 1, yellow, 3 V		1.90.691.028/0000	5 - 17
Plug-in socket for PCB		5.00.645.036/0000	5 - 28
Cable (flat ribbon cable 10 cm with socket connector and male quick connector, AMP 4-pin)		5.03.771.306/0000	5 - 27
Disassembly tool for LUMOTAST 25, RAFIX 16		5.05.800.042/0000	5 - 26
Blanking cap complete with sealing disc and ring nut, square		5.05.800.049/0100	5 - 33
Label holder, flush, for square collar		5.07.620.004/0000	2 - 76
Flat ribbon cable, 4-wire, 1 m long		5.37.700.124/0000	5 - 27
Fixing spanner M 15, M 16		5.58.002.019/0105	5 - 25
Legend insert for illuminated versions		5.70.635.000/2000	
Legend label 23 x 16 for label holder, without legend		5.73.111.000/0000	2 - 76
Socket connector, 4-pin		5.92.025.368/0000	5 - 26

1

LUMOTAST 25 illuminated pushbutton with flush lens, "Click" quick-assembly feature



Contact function	Contact arrangement	Colour of lens	Order no. complete	Order no. single parts	
				Housing	Lens
momentary	1 NO	transparent colourless	1.15.150.006/1002	1.15.150.506/0000	5.49.077.011/1002
momentary	1 NO	transparent red	1.15.150.006/1306	1.15.150.506/0000	5.49.077.011/1306
momentary	1 NO	transparent yellow	1.15.150.006/1403	1.15.150.506/0000	5.49.077.011/1403
momentary	1 NO	transparent green	1.15.150.006/1505	1.15.150.506/0000	5.49.077.011/1505
momentary	1 NO	transparent blue	1.15.150.006/1607	1.15.150.506/0000	5.49.077.011/1607

Technical data see page 1 - 22

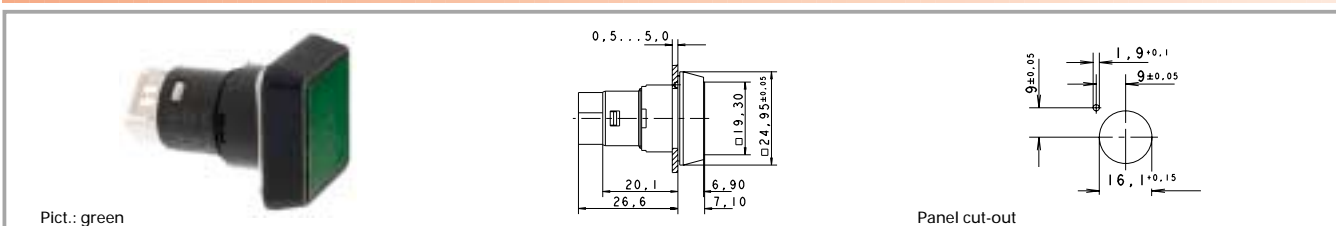
Accessories:

Legend insert for illuminated versions: 5.70.635.000/2000

Note when using LEDs: A notch on the lamp socket identifies the cathode side.

LUMO
25

LUMOTAST 25 illuminated pushbutton with flush lens, ring nut fixing



Contact function	Contact arrangement	Colour of lens	Order no. complete	Order no. single parts	
				Housing	Lens
momentary	1 NO	transparent colourless	1.15.150.056/1002	1.15.150.556/0000	5.49.077.011/1002
momentary	1 NO	transparent red	1.15.150.056/1306	1.15.150.556/0000	5.49.077.011/1306
momentary	1 NO	transparent yellow	1.15.150.056/1403	1.15.150.556/0000	5.49.077.011/1403
momentary	1 NO	transparent green	1.15.150.056/1505	1.15.150.556/0000	5.49.077.011/1505
momentary	1 NO	transparent blue	1.15.150.056/1607	1.15.150.556/0000	5.49.077.011/1607

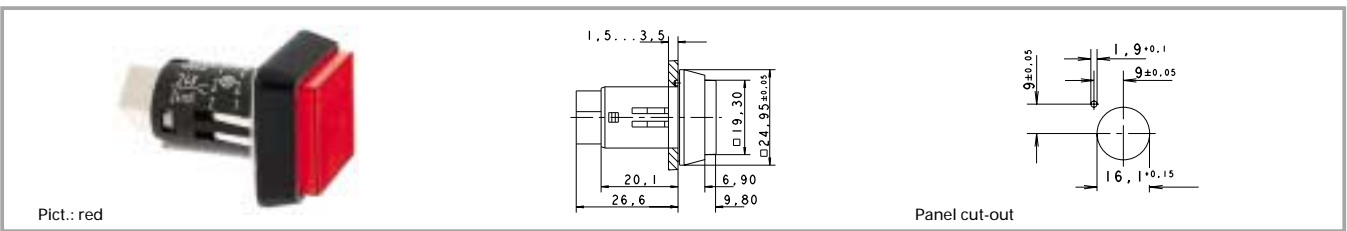
Technical data see page 1 - 22

Accessories:

Legend insert for illuminated versions: 5.70.635.000/2000

Note when using LEDs: A notch on the lamp socket identifies the cathode side.

LUMOTAST 25 illuminated pushbutton with protruding lens, "Click" quick-assembly feature



Contact function	Contact arrangement	Colour of lens	Order no. complete	Order no. single parts	
				Housing	Lens
momentary	1 NO	transparent colourless	1.15.150.106/1002	1.15.150.606/0000	5.49.077.012/1002
momentary	1 NO	transparent red	1.15.150.106/1306	1.15.150.606/0000	5.49.077.012/1306
momentary	1 NO	transparent yellow	1.15.150.106/1403	1.15.150.606/0000	5.49.077.012/1403
momentary	1 NO	transparent green	1.15.150.106/1505	1.15.150.606/0000	5.49.077.012/1505
momentary	1 NO	transparent blue	1.15.150.106/1607	1.15.150.606/0000	5.49.077.012/1607

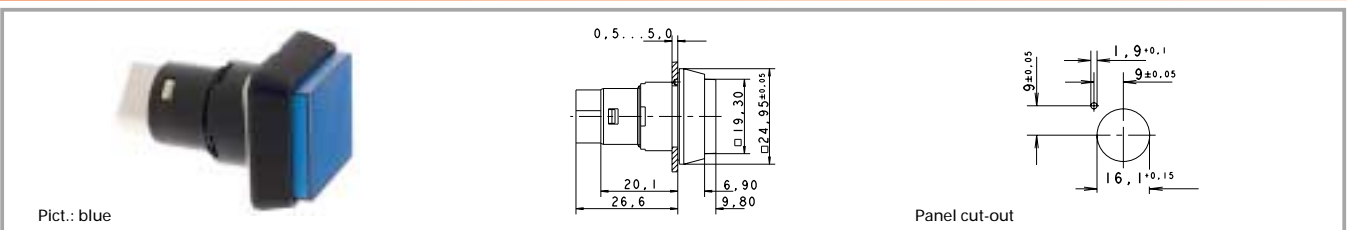
Technical data see page 1 - 22

Accessories:

Legend insert for illuminated versions: 5.70.635.000/2000

Note when using LEDs: A notch on the lamp socket identifies the cathode side.

LUMOTAST 25 illuminated pushbutton with protruding lens, ring nut fixing



Contact function	Contact arrangement	Colour of lens	Order no. complete	Order no. single parts	
				Housing	Lens
momentary	1 NO	transparent colourless	1.15.150.156/1002	1.15.150.656/0000	5.49.077.012/1002
momentary	1 NO	transparent red	1.15.150.156/1306	1.15.150.656/0000	5.49.077.012/1306
momentary	1 NO	transparent yellow	1.15.150.156/1403	1.15.150.656/0000	5.49.077.012/1403
momentary	1 NO	transparent green	1.15.150.156/1505	1.15.150.656/0000	5.49.077.012/1505
momentary	1 NO	transparent blue	1.15.150.156/1607	1.15.150.656/0000	5.49.077.012/1607

Technical data see page 1 - 22

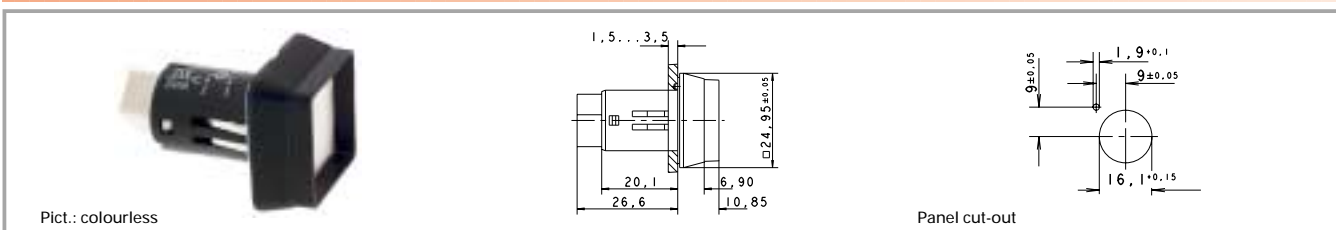
Accessories:

Legend insert for illuminated versions: 5.70.635.000/2000

Note when using LEDs: A notch on the lamp socket identifies the cathode side.

1

LUMOTAST 25 illuminated pushbutton with protruding collar, "Click" quick-assembly feature



Contact function	Contact arrangement	Colour of lens	Order no. complete	Order no. single parts	
				Housing	Lens
momentary	1 NO	transparent colourless	1.15.150.206/1002	1.15.150.706/0000	5.49.077.011/1002
momentary	1 NO	transparent red	1.15.150.206/1306	1.15.150.706/0000	5.49.077.011/1306
momentary	1 NO	transparent yellow	1.15.150.206/1403	1.15.150.706/0000	5.49.077.011/1403
momentary	1 NO	transparent green	1.15.150.206/1505	1.15.150.706/0000	5.49.077.011/1505
momentary	1 NO	transparent blue	1.15.150.206/1607	1.15.150.706/0000	5.49.077.011/1607

Technical data see page 1 - 22


Accessories:

Legend insert for illuminated versions: 5.70.635.000/2000

Note when using LEDs: A notch on the lamp socket identifies the cathode side.

LUMO
25

LUMOTAST 25 illuminated pushbutton with protruding collar, ring nut fixing



Contact function	Contact arrangement	Colour of lens	Order no. complete	Order no. single parts	
				Housing	Lens
momentary	1 NO	transparent colourless	1.15.150.256/1002	1.15.150.756/0000	5.49.077.011/1002
momentary	1 NO	transparent red	1.15.150.256/1306	1.15.150.756/0000	5.49.077.011/1306
momentary	1 NO	transparent yellow	1.15.150.256/1403	1.15.150.756/0000	5.49.077.011/1403
momentary	1 NO	transparent green	1.15.150.256/1505	1.15.150.756/0000	5.49.077.011/1505
momentary	1 NO	transparent blue	1.15.150.256/1607	1.15.150.756/0000	5.49.077.011/1607

Technical data see page 1 - 22

Accessories:

Legend insert for illuminated versions: 5.70.635.000/2000

Note when using LEDs: A notch on the lamp socket identifies the cathode side.